



Rotax Max Challenge Kerpen

Nach bester Rundenzeit sortiert

Micro-Cup

Erftlandring 1,107 Km

Warmup[Q1]

18.04.2010 08:00

Training gestartet um 8:13:18

Pos.	St.Nr.	Name	Fabrikat	Bewerber/Sponsor	Rnd.	Beste Zeit.	Diff.	km/h	In Rd.
1	13	Nils Laub	Intrepid	/VPD Team Germany	5	54.423		73,226	5
2	14	Kevin Bopp	Sodi		5	55.944	1.521	71,236	5
3	11	Jonathan Judek	M-Tec		4	55.982	1.559	71,187	4
4	18	Luis-Miguel Glania	EA		4	56.011	1.588	71,150	4

Bemerkungen

Reg-Nr.: KC/06/10

Rotax Max Challenge Kerpen

Micro-Cup

Erftlandring 1,107 Km

Warmup[Q1]

18.04.2010 08:00

Training gestartet um 8:13:18

Runde	Rundenzeit	Diff.	Tageszeit
(13) Nils Laub			
1	1:58.074	+1:03.651	8:17:03.731
2	56.244	+1.821	8:17:59.975
3	55.219	+0.796	8:18:55.194
4	54.487	+0.064	8:19:49.681
5	54.423		8:20:44.104

Runde	Rundenzeit	Diff.	Tageszeit
(14) Kevin Bopp			
1	2:06.760	+1:10.816	8:17:12.421
2	58.212	+2.268	8:18:10.633
3	56.914	+0.970	8:19:07.547
4	56.463	+0.519	8:20:04.010
5	55.944		8:20:59.954

Runde	Rundenzeit	Diff.	Tageszeit
(11) Jonathan Judek			
1	57.347	+1.365	8:17:53.758
2	56.882	+0.900	8:18:50.640
3	55.989	+0.007	8:19:46.629
4	55.982		8:20:42.611

Runde	Rundenzeit	Diff.	Tageszeit
(18) Luis-Miguel Glania			
1	58.420	+2.409	8:17:50.794
2	57.199	+1.188	8:18:47.993
3	56.715	+0.704	8:19:44.708
4	56.011		8:20:40.719

Runde	Rundenzeit	Diff.	Tageszeit
-------	------------	-------	-----------

Runde	Rundenzeit	Diff.	Tageszeit
-------	------------	-------	-----------



Rotax Max Challenge Kerpen

Nach bester Rundenzeit sortiert

Micro-Cup Erftlandring 1,107 Km

Zeittraining 18.04.2010 09:00

Qualifikation gestartet um 9:18:15

Pos.	St.Nr.	Name	Fabrikat	Bewerber/Sponsor	Rnd.	Beste Zeit.	Diff.	km/h	In Rd.
1	13	Nils Laub	Intrepid	/VPD Team Germany	8	53.042		75,133	6
2	11	Jonathan Judek	M-Tec		11	53.486	0.444	74,509	10
3	14	Kevin Bopp	Sodi		10	54.138	1.096	73,612	6
4	18	Luis-Miguel Glania	EA		11	54.145	1.103	73,602	6
5	17	Loris Prattes	Mach1	Andreas Baral	10	54.492	1.450	73,134	7
6	16	Fabian Hellwig	CRG	NintendoTeam Scheider				-	0

Bemerkungen
Reg-Nr.: KC/06/10
Ergebnis vorbehaltlich technischer Nachuntersuchung

Rotax Max Challenge Kerpen

Micro-Cup

Erftlandring 1,107 Km

Zeittraining

18.04.2010 09:00

Qualifikation gestartet um 9:18:15

Runde	Rundenzeit	Diff.	Tageszeit
(13) Nils Laub			
1	1:04.255	+11.213	9:20:06.936
2	55.278	+2.236	9:21:02.214
3	53.415	+0.373	9:21:55.629
4	53.240	+0.198	9:22:48.869
5	53.463	+0.421	9:23:42.332
6	53.042		9:24:35.374
7	53.321	+0.279	9:25:28.695
8	53.158	+0.116	9:26:21.853

Runde	Rundenzeit	Diff.	Tageszeit
(11) Jonathan Judek			
1	1:00.829	+7.343	9:19:26.454
2	55.672	+2.186	9:20:22.126
3	54.314	+0.828	9:21:16.440
4	54.128	+0.642	9:22:10.568
5	53.913	+0.427	9:23:04.481
6	53.885	+0.399	9:23:58.366
7	54.007	+0.521	9:24:52.373
8	55.476	+1.990	9:25:47.849
9	53.533	+0.047	9:26:41.382
10	53.486		9:27:34.868
11	53.904	+0.418	9:28:28.772

Runde	Rundenzeit	Diff.	Tageszeit
(14) Kevin Bopp			
1	1:23.265	+29.127	9:20:09.363
2	1:03.918	+9.780	9:21:13.281
3	55.561	+1.423	9:22:08.842
4	55.091	+0.953	9:23:03.933
5	54.169	+0.031	9:23:58.102
6	54.138		9:24:52.240
7	54.282	+0.144	9:25:46.522
8	54.272	+0.134	9:26:40.794
9	56.793	+2.655	9:27:37.587
10	54.447	+0.309	9:28:32.034

Runde	Rundenzeit	Diff.	Tageszeit
(18) Luis-Miguel Glania			
1	1:01.520	+7.375	9:20:09.710
2	55.613	+1.468	9:21:05.323
3	54.439	+0.294	9:21:59.762
4	54.473	+0.328	9:22:54.235
5	54.270	+0.125	9:23:48.505
6	54.145		9:24:42.650
7	54.159	+0.014	9:25:36.809
8	54.781	+0.636	9:26:31.590
9	54.196	+0.051	9:27:25.786
10	54.274	+0.129	9:28:20.060
11	54.258	+0.113	9:29:14.318

Runde	Rundenzeit	Diff.	Tageszeit
(17) Loris Prattes			
1	1:23.963	+29.471	9:20:09.346
2	58.978	+4.486	9:21:08.324
3	55.998	+1.506	9:22:04.322
4	55.117	+0.625	9:22:59.439
5	54.808	+0.316	9:23:54.247
6	54.748	+0.256	9:24:48.995
7	54.492		9:25:43.487
8	54.778	+0.286	9:26:38.265
9	55.418	+0.926	9:27:33.683
10	55.913	+1.421	9:28:29.596

Runde Rundenzeit Diff. Tageszeit


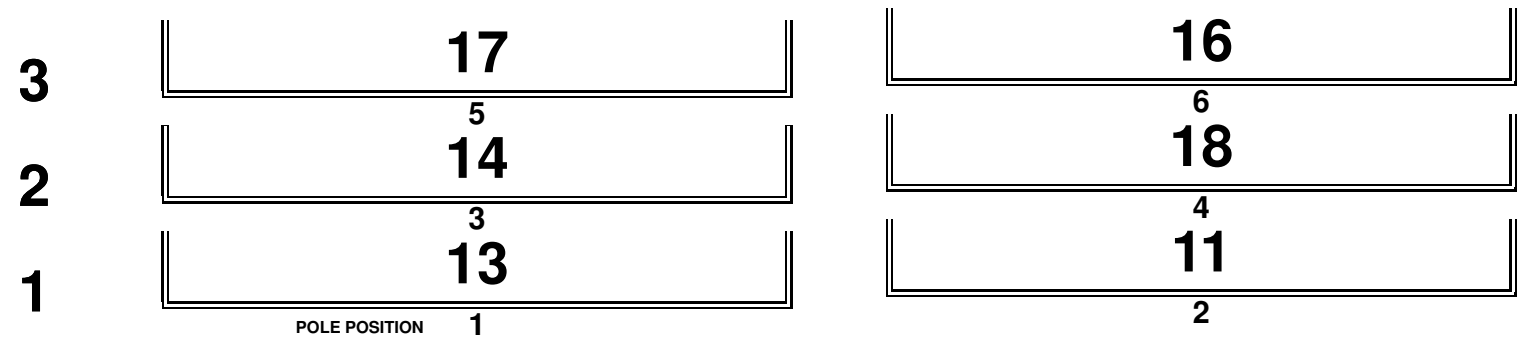
Runde Rundenzeit Diff. Tageszeit



Rotax Max Challenge Kerpen

Micro-Cup
Startaufstellung Prefinale
Rennen (10 Runden)

Erftlandring 1,107 Km
18.04.2010 10:50





Rotax Max Challenge Kerpen

Nach Runden sortiert

Micro-Cup

Erftlandring 1,107 Km

Prefinale

18.04.2010 10:50

Rennen (10 Runden) gestartet um 11:21:30

Pos.	St.Nr.	Name	Fahrernr.	Fabrikat	Bewerber/Sponsor	Rnd.	Gesamtzeit	Diff.	Ø km/h	Beste Zeit.	km/h
1	13	Nils Laub	DE3361	Intrepid	/VPD Team Germany	10	8:50.599		75,108	52.587	75,783
2	14	Kevin Bopp	DE3340	Sodi		10	8:59.075	8.476	73,927	53.551	74,419
3	11	Jonathan Judek	DE3316	M-Tec		10	8:59.200	8.601	73,909	52.968	75,238
4	18	Luis-Miguel Glania	DE3407	EA		10	9:01.954	11.355	73,534	53.730	74,171
5	17	Loris Prattes	DE3406	Mach1	Andreas Baral	10	9:05.750	15.151	73,022	53.811	74,059
6	16	Fabian Hellwig	DE3401	CRG	NintendoTeam Scheider	10	9:05.858	15.259	73,008	53.589	74,366

Bemerkungen

Reg-Nr.: KC/06/10
Ergebnis vorbehaltlich technischer Nachuntersuchung
Gestartet: 6 Gewertet: 6 nicht Gewertet: 0

Margin of Victory	Avg. Speed	Best Lap Tm	Best Spd	Best Lap by
8.476	75,108	52.587	75,783	13 - Nils Laub

Zeitnahmekommissar & Auswertung: Camp Company GmbH

Orbits

Rennleiter: Reinhard Tropp Rennsekretär: Ute Bimber

Aushang: Uhr Reg-Nr.: 95/2010

Unterschrift RL: Unterschrift ZK:

www.mylaps.com

Lizensiert für Camp Company GmbH

Rotax Max Challenge Kerpen

Micro-Cup

Erftlandring 1,107 Km

Prefinale

18.04.2010 10:50

Rennen (10 Runden) gestartet um 11:21:30

Runde	Rundenzeit	Diff.	Tageszeit
(13) Nils Laub			
1	54.251	+1.664	11:22:25.222
2	52.864	+0.277	11:23:18.086
3	53.024	+0.437	11:24:11.110
4	52.940	+0.353	11:25:04.050
5	53.096	+0.509	11:25:57.146
6	52.940	+0.353	11:26:50.086
7	52.791	+0.204	11:27:42.877
8	52.587		11:28:35.464
9	53.053	+0.466	11:29:28.517
10	53.053	+0.466	11:30:21.570

(14) Kevin Bopp			
1	55.144	+1.593	11:22:26.274
2	53.873	+0.322	11:23:20.147
3	53.886	+0.335	11:24:14.033
4	53.717	+0.166	11:25:07.750
5	54.025	+0.474	11:26:01.775
6	53.621	+0.070	11:26:55.396
7	53.722	+0.171	11:27:49.118
8	53.634	+0.083	11:28:42.752
9	53.551		11:29:36.303
10	53.743	+0.192	11:30:30.046

(11) Jonathan Judek			
1	56.173	+3.205	11:22:27.147
2	54.333	+1.365	11:23:21.480
3	53.809	+0.841	11:24:15.289
4	54.053	+1.085	11:25:09.342
5	53.952	+0.984	11:26:03.294
6	53.947	+0.979	11:26:57.241
7	53.282	+0.314	11:27:50.523
8	53.142	+0.174	11:28:43.665
9	52.968		11:29:36.633
10	53.538	+0.570	11:30:30.171

(18) Luis-Miguel Glania			
1	55.707	+1.977	11:22:26.948
2	54.091	+0.361	11:23:21.039
3	54.148	+0.418	11:24:15.187
4	54.023	+0.293	11:25:09.210
5	53.913	+0.183	11:26:03.123
6	54.401	+0.671	11:26:57.524
7	53.730		11:27:51.254
8	53.838	+0.108	11:28:45.092
9	54.021	+0.291	11:29:39.113
10	53.812	+0.082	11:30:32.925

(17) Loris Prattes			
1	57.199	+3.388	11:22:28.585
2	54.735	+0.924	11:23:23.320
3	54.535	+0.724	11:24:17.855
4	54.197	+0.386	11:25:12.052
5	54.247	+0.436	11:26:06.299
6	54.240	+0.429	11:27:00.539
7	54.058	+0.247	11:27:54.597
8	54.047	+0.236	11:28:48.644
9	53.811		11:29:42.455
10	54.266	+0.455	11:30:36.721

(16) Fabian Hellwig			
1	57.381	+3.792	11:22:28.755
2	54.724	+1.135	11:23:23.479
3	54.488	+0.899	11:24:17.967
4	54.308	+0.719	11:25:12.275

Runde	Rundenzeit	Diff.	Tageszeit
5	54.329	+0.740	11:26:06.604
6	54.115	+0.526	11:27:00.719
7	54.020	+0.431	11:27:54.739
8	54.320	+0.731	11:28:49.059
9	54.181	+0.592	11:29:43.240
10	53.589		11:30:36.829

Runde	Rundenzeit	Diff.	Tageszeit
-------	------------	-------	-----------



Rotax Max Challenge Kerpen

Rundenliste

Micro-Cup

Erftlandring 1,107 Km

Prefinale

18.04.2010 10:50

Rennen (10 Runden) gestartet um 11:21:30

Fahrer	Runden											
	0	1	2	3	4	5	6	7	8	9	10	
Nils Laub (13)	1	13	13	13	13	13	13	13	13	13	13	13
Jonathan Judek (11)	2	11	14	14	14	14	14	14	14	14	14	14
Kevin Bopp (14)	3	14	18	18	18	18	11	11	11	11	11	11
Luis-Miguel Glania (18)	4	18	11	11	11	11	18	18	18	18	18	18
Fabian Hellwig (16)	5	16	17	17	17	17	17	17	17	17	17	17
Loris Prattes (17)	6	17	16	16	16	16	16	16	16	16	16	16



Rotax Max Challenge Kerpen


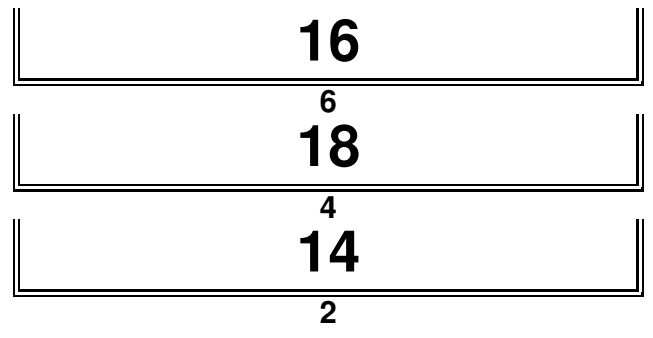
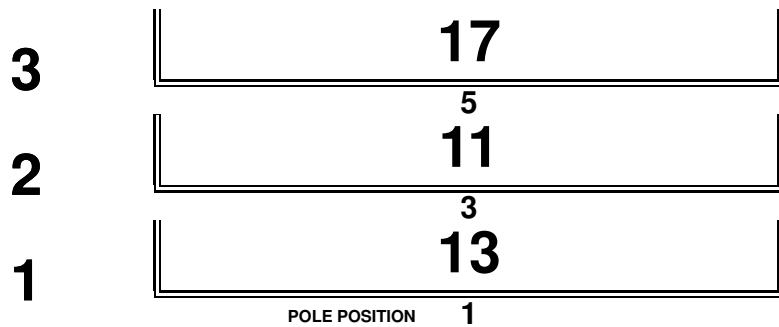
Micro-Cup

Erftlandring 1,107 Km

Startaufstellung Finale

18.04.2010 14:30

Rennen (12 Runden)





Rotax Max Challenge Kerpen

Nach Runden sortiert

Micro-Cup

Erftlandring 1,107 Km

Finale

18.04.2010 14:30

Rennen (12 Runden) gestartet um 14:52:12

Pos.	St.Nr.	Name	Fahrernr.	Fabrikat	Bewerber/Sponsor	Rnd.	Gesamtzeit	Diff.	Ø km/h	Beste Zeit.	km/h
1	14	Kevin Bopp	DE3340	Sodi		12	10:46.308		73,993	53.298	74,772
2	11	Jonathan Judek	DE3316	M-Tec		12	10:46.476	0.168	73,974	53.258	74,828
3	18	Luis-Miguel Glania	DE3407	EA		12	10:53.420	7.112	73,188	54.042	73,743
DNF	17	Loris Prattes	DE3406	Mach1	Andreas Baral	3	3:12.577	DNF	62,082	54.364	73,306
DNF	13	Nils Laub	DE3361	Intrepid	/VPD Team Germany		0.158	DNF	-	-	-
DNF	16	Fabian Hellwig	DE3401	CRG	NintendoTeam Scheider		0.310	DNF	-	-	-

Bemerkungen

Reg-Nr.: KC/06/10
 Ergebnis vorbehaltlich technischer Nachuntersuchung
 Gestartet: 6 Gewertet: 6 nicht Gewertet: 0
 Start-Nr.: 17 + 20 sek. Zeitstrafe(Rennleiterentscheidung)

Margin of Victory	Avg. Speed	Best Lap Tm	Best Spd	Best Lap by
0.168	73,993	53.258	74,828	11 - Jonathan Judek

Zeitnahmekommissar & Auswertung: Camp Company GmbH

Orbits

Rennleiter: Reinhard Tropp Rennsekretär: Ute Bimber

Aushang: Uhr Reg-Nr.: 95/2010

Unterschrift RL: Unterschrift ZK:

www.mylaps.com

Lizensiert für Camp Company GmbH



Rotax Max Challenge Kerpen

Micro-Cup

Erftlandring 1,107 Km

Finale

18.04.2010 14:30

Rennen (12 Runden) gestartet um 14:52:12

Runde	Rundenzeit	Diff.	Tageszeit	Runde	Rundenzeit	Diff.	Tageszeit	Runde	Rundenzeit	Diff.	Tageszeit
(14) Kevin Bopp											
1	55.227	+1.929	14:53:07.405								
2	54.292	+0.994	14:54:01.697								
3	54.047	+0.749	14:54:55.744								
4	54.029	+0.731	14:55:49.773								
5	53.761	+0.463	14:56:43.534								
6	53.665	+0.367	14:57:37.199								
7	53.703	+0.405	14:58:30.902								
8	53.567	+0.269	14:59:24.469								
9	53.464	+0.166	15:00:17.933								
10	53.569	+0.271	15:01:11.502								
11	53.298		15:02:04.800								
12	53.686	+0.388	15:02:58.486								
(11) Jonathan Judek											
1	55.931	+2.673	14:53:08.389								
2	53.692	+0.434	14:54:02.081								
3	53.693	+0.435	14:54:55.774								
4	54.350	+1.092	14:55:50.124								
5	53.630	+0.372	14:56:43.754								
6	53.577	+0.319	14:57:37.331								
7	53.655	+0.397	14:58:30.986								
8	53.594	+0.336	14:59:24.580								
9	53.424	+0.166	15:00:18.004								
10	53.584	+0.326	15:01:11.588								
11	53.258		15:02:04.846								
12	53.808	+0.550	15:02:58.654								
(18) Luis-Miguel Glania											
1	56.946	+2.904	14:53:09.312								
2	54.108	+0.066	14:54:03.420								
3	54.134	+0.092	14:54:57.554								
4	54.042		14:55:51.596								
5	54.273	+0.231	14:56:45.869								
6	54.142	+0.100	14:57:40.011								
7	54.261	+0.219	14:58:34.272								
8	54.144	+0.102	14:59:28.416								
9	54.248	+0.206	15:00:22.664								
10	54.129	+0.087	15:01:16.793								
11	54.241	+0.199	15:02:11.034								
(17) Loris Prattes											
1	1:03.026	+8.662	14:53:15.664								
2	54.727	+0.363	14:54:10.391								
3	54.364		14:55:04.755								



Rotax Max Challenge Kerpen

Rundenliste

Micro-Cup

Erftlandring 1,107 Km

Finale

18.04.2010 14:30

Rennen (12 Runden) gestartet um 14:52:12

Fahrer	Runden												
	0	1	2	3	4	5	6	7	8	9	10	11	12
Kevin Bopp (14)	1	14	14	14	14	14	14	14	14	14	14	14	14
Nils Laub (13)	2	13	11	11	11	11	11	11	11	11	11	11	11
Luis-Miguel Glania (18)	3	18	18	18	18	18	18	18	18	18	18	18	18
Jonathan Judek (11)	4	11	17	17	17								
Fabian Hellwig (16)	5	16											
Loris Prattes (17)	6	17											